

IEC Appliance Inlet C8, Screw-on Mounting, Front Side, Solder or Quick-connect Terminal



C8



70 °C

**Description**

- Panel Mount:
Screw-on mounting, from front side
- Appliance Inlet, Pin temperature 70 °C, Protection class II

Approvals

- VDE License Number: 40002274
- UL License Number: E96454
- CSA License Number: 27324

References

[General Product Information](#)

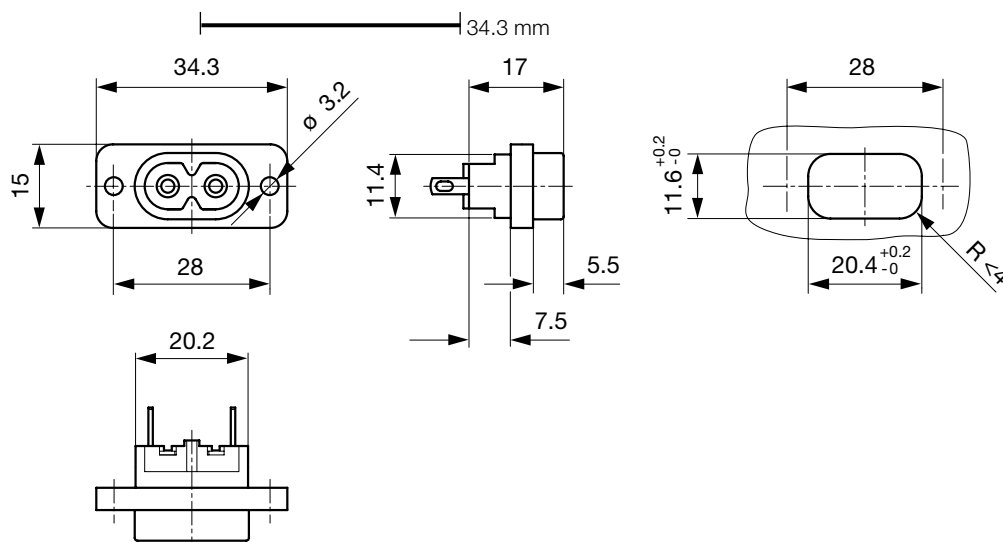
Weblinks

[Approvals](#), [RoHS](#), [CHINA-RoHS](#), [Mating Connectors](#), [Distributor-Stock-Check](#), [Accessories](#)

Technical Data

Ratings IEC	2.5 A / 250 VAC; 50 Hz
Ratings UL/CSA	2.5 A / 250 VAC; 60 Hz
Dielectric Strength	> 3 kVAC between L-N > 1.5 kVAC between L/N-PE (1 min/50 Hz)
Allowable Operation Temp.	-25 °C to 70 °C
Degree of Protection	from front side IP 20 acc. to IEC 60529
Protection Class	Suitable for appliances with protection class 2 acc. to IEC 61140
Material: Housing	UL 94V-0

Appliance Inlet	C8 acc. to IEC/EN 60320-1, UL 498, CSA C22.2 no. 42 (for cold conditions) pin-temperature 70 °C, 2.5A, Protection Class 2
-----------------	---

Dimensions

length of the terminal please find at the order code configuration table

Config. Code

Product Configurator

2573 - H - A B C 0 - D - E G F

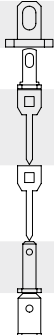
The characters are placeholders for the correspondingly keys of selections from the key tables.

2573 - H - A B C 0 - D - E G F = Type

Type	Configuration key
protection class 2	B

2573 - H - A B C 0 - D - E G F = Terminals

Terminal L	Configuration key
short solder terminal (L=4,8mm)	2
long solder terminal (L=8,5mm)	3
PCB-terminal (short)	5
PCB-terminal (long)	6
blade terminal (2,8x0,8mm)	7
blade terminal (4,8x0,8mm)	8



2573 - H - A B C 0 - D - E G F = Terminals

Terminal N	Configuration key
short solder terminal (L=4,8mm)	2
long solder terminal (L=8,5mm)	3
PCB-terminal (short)	5
PCB-terminal (long)	6
blade terminal (2,8x0,8mm)	7
blade terminal (4,8x0,8mm)	8

Symbols similar as in table A

2573 - H - A B C 0 - D - E G F = Terminals

Terminal Ground	Configuration key
without terminal	0

Symbols similar as in table A

2573 - H - A B C 0 - D - E G F = Color

Color	Configuration key
jet black; RAL9005	A
silver grey; RAL7001	B
pure white; RAL9010	D

standard color: black

2573 - H - A B C 0 - D - E G F = Style

Style	Configuration key
flange with through holes	2
flange with through holes (special type)	7

2573 - H - A B C 0 - D - E G F = Dimension X

Dimension "X"	Configuration key
00	

The dimension "X" is displayed in ($\frac{1}{10}$ mm). This information is also valid for the order code

2573 - H - A B C 0 - D - E G F = Orientation of Terminals

Orientation of Terminals	Configuration key
horizontal	A
vertical	B

Variants


Config. Code	Description	Order Number
2573-X-2200-A-200A	2573, IEC Appliance Inlet C8, 70°C, Schutzklasse 2, L: short solder terminal (L=4,8mm), N: short solder terminal (L=4,8mm), Erde: without terminal, Farbe jet black; RAL9005, Bauform: flange with through holes, Mass X: 00	6160.0012
2573-X-2200-A-200B	2573, IEC Appliance Inlet C8, 70°C, Schutzklasse 2, L: short solder terminal (L=4,8mm), N: short solder terminal (L=4,8mm), Erde: without terminal, Farbe jet black; RAL9005, Bauform: flange with through holes, Mass X: 00	6160.0013
2573-X-3300-A-200B	2573, IEC Appliance Inlet C8, 70°C, Schutzklasse 2, L: long solder terminal (L=8,5mm), N: long solder terminal (L=8,5mm), Erde: without terminal, Farbe jet black; RAL9005, Bauform: flange with through holes, Mass X: 00	6160.0014
2573-X-5500-A-700A	2573, IEC Appliance Inlet C8, 70°C, Schutzklasse 2, L: PCB-terminal (short), N: PCB-terminal (short), Erde: without terminal, Farbe jet black; RAL9005, Bauform: flange with through holes (special type), Mass X: 00	6160.0015
2573-X-7700-A-200A	2573, IEC Appliance Inlet C8, 70°C, Schutzklasse 2, L: blade terminal (2,8x0,8mm), N: blade terminal (2,8x0,8mm), Erde: without terminal, Farbe jet black; RAL9005, Bauform: flange with through holes, Mass X: 00	6160.0016
2573-X-7700-A-200B	2573, IEC Appliance Inlet C8, 70°C, Schutzklasse 2, L: blade terminal (2,8x0,8mm), N: blade terminal (2,8x0,8mm), Erde: without terminal, Farbe jet black; RAL9005, Bauform: flange with through holes, Mass X: 00	6160.0017
2573-X-8800-A-200B	2573, IEC Appliance Inlet C8, 70°C, Schutzklasse 2, L: blade terminal (4,8x0,8mm), N: blade terminal (4,8x0,8mm), Erde: without terminal, Farbe jet black; RAL9005, Bauform: flange with through holes, Mass X: 00	6160.0018

The listed variants should be available from stock. Other versions on request www.schurter.com/contact

Packaging unit 100 Pcs

Accessories

Description



Assorted Covers
Rear Cover
